

Key stage 1

Phonics Screening Practice

Set 1

blurst



zoo

chom



cloud


Guidance

This document will help your child practice for the statutory phonics screening test.


It contains a mixture of real words and pseudo-words (nonsense words), just like the real test they will take in school.

All pseudo-words are accompanied by a picture of an imaginary creature. This provides context for the child (naming the type of imaginary creature) to ensure that they are not trying to match the pseudo-word to a word in their vocabulary.


steck




hild



quem



geck




ZOO

sight


cloud

whip


ulf




chom



tord



thazz



oyster

burger


text

handshake


blan




tox



bim



vap




shelf

drawing

coin

photo

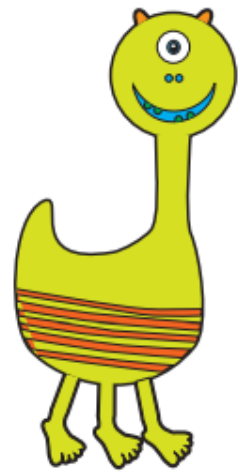
spron



blurst



voo



snemp




skate

flute


straw

first


fape




jound



stroft



terg



graph

script

glass

haircut



Mr P's Resources